

**Installing long bridging
products slowing
you down?**

**Frustrated by too many
clips and screws?**

Snap Lock removes
the most tedious and
time-consuming work
from your process.

FLEX-ABILITY
CONCEPTS

TOLL FREE 866-443-FLEX (3539)

TEL 405.996.5343 FAX 405.996.5353

flexabilityconcepts.com
info@flexabilityconcepts.com

NEW!
SNAP LOCK

BY

FLEX-ABILITY
CONCEPTS

PRODUCT INFORMATION

LENGTH	GAUGE
16"	20
24"	20
16"	16
24"	16

All sizes contain 1 1/8" knockout for electrical services. Get that perfect, strong stud layout without pulling a tape or installing screws.

SPECIFICATIONS:

20 Gauge Steel

- ASTM: C645, A653, structural grade 33, galvanized steel
- Coating Designation: Galvanized Steel equal or superior to ASTM A653 G40

16 Gauge Steel

- ASTM: A653, C955, structural grade 50, galvanized steel
- Coating Designation: Galvanized or Galvanized Steel equal or superior to ASTM A653 G60

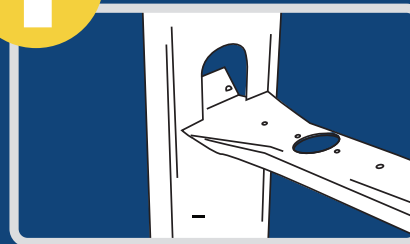
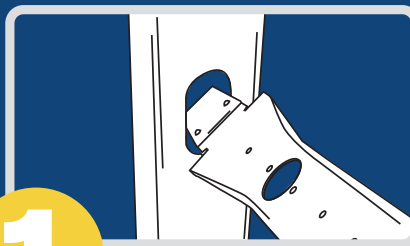
See cut sheet for complete install instructions. Go to our website or scan the QR code for the instructional video.



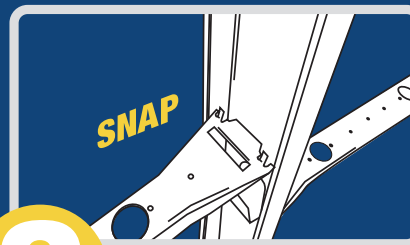
**SNAP
LOCK
video**

Install with these EASY steps:

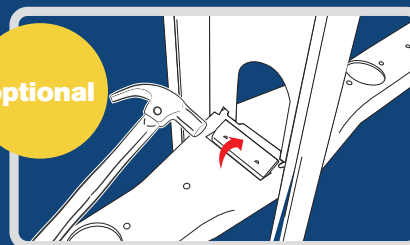
1



2



optional



For maximum speed and efficiency, install Snap Lock as studs are being stood into place to achieve a 16" or 24" layout. **Next,** fasten the top and bottom of the studs.

No more screws



No more twisting of studs



No more threading long pieces through studs



Snap Lock is an easier, quicker & stronger way to snap your studs into layout and provide exceptional torsional stud restraint.

Just insert the tall tab end of Snap Lock into a stud knock-out.

1

Push it down over the previous Snap Lock until it snaps!

2

Snap Lock is designed to accommodate various stud gauges and coatings. It will locate your studs solidly in a 16" or 24" layout, +- a few thousandths. While not typically needed, for particularly precise layout specifications, a couple of quick hits with your hammer on the side of the tall tab can bring your layout into conformance.

