

- **Widths:** 2 1/2", 3 5/8", 4", 6", 8" and 10" *
- **Length:** 8'
- **Thickness:** 33 mil (20 gauge), flanges and web.
- **Minimum radius:** 9"
- **Hammer-Lock included** on all sizes.

* Custom widths are available. Please contact us for a quote.

**FLEX-ABILITY
CONCEPTS**
AND CEILING
THE CURVED WALL PEOPLE

TOLL FREE 866-443-FLEX (3539)
TEL 405.996.5343 FAX 405.996.5353


www.flexabilityconcepts.com
info@flexabilityconcepts.com

FLEX-C ARCH
WITH

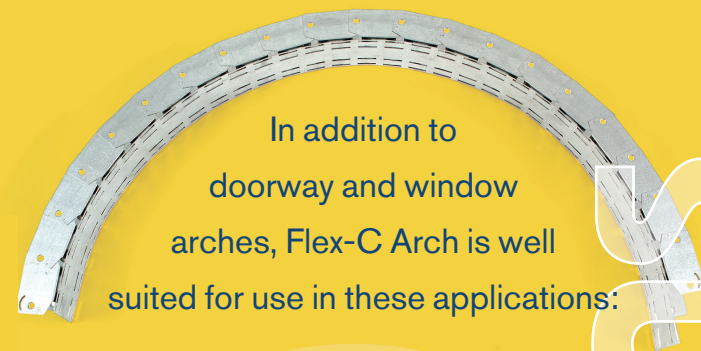


**FLEX-ABILITY
CONCEPTS**
AND CEILING
THE CURVED WALL PEOPLE


Flex-C Arch



- **Fast**—Shape by hand to create round, oval even asymmetrical framing designs.
- **Accurate**—Your perfectly shaped Flex-C Arch is locked into shape by flattening the hammer-lock tabs or by using either sharp point or self-tapping screws.
- **Sturdy**—This innovative product is heavy enough for most interior framing applications.




In addition to doorway and window arches, Flex-C Arch is well suited for use in these applications:



Curved Windows



Curved Soffits and Light Coves



Acoustical Clouds